



**Build
Faster**

Patching Sprung 25 Membrane

LOCTITE 454 INSTANT ADHESIVE

WARNINGS AND SAFETY

BONDS SKIN IN SECONDS.

MAY CAUSE EYE AND RESPIRATORY TRACT IRRITATION.

COMBUSTABLE LIQUID AND VAPOR.

Inhalation: Exposure to vapors above the established exposure limit results in respiratory irritation, which may lead to difficulty in breathing and tightness in the chest.

Skin contact: Bonds skin in seconds. May cause skin irritation, Cyanoacrylates have been reported to cause allergic reaction but due to rapid polymerization at the skin surface, an allergic response is rare.

Cyanoacrylates Generate Heat On Solidification. In rare circumstances a large drop will burn the skin. Cured adhesive does not present a health hazard even if bonded to the skin.

Eye contact: Irritating to eyes. Causes excessive tearing, eyelids may bond.

Ingestion: Not expected to be harmful by ingestion. Rapidly polymerizes (solidifies) and bonds in mouth. It is almost impossible to swallow.

FIRST AID MEASURES:

Inhalation: Move to fresh air. If symptoms persist, seek medical advice.

Skin contact: Do not pull bonded skin apart. Soak in warm soapy water. Gently peel apart using a blunt instrument. If skin is burned due to the rapid generation of heat by a large drop, seek medical attention. If lips are bonded, apply warm water to the lips and encourage wetting and pressure from saliva in mouth. Peel or roll lips apart. Do not pull lips apart with direct opposing force.

Eye contact: Immediately flush with plenty of water for at least 15 minutes. Get medical attention. If eyelids are bonded closed, release eyelashes with warm water by covering with a wet pad. Do not force eye open. Cyanoacrylates will bond to eye protein and will cause a lachrymatory effect which will help to de-bond the adhesive. Keep eye covered until de-bonding is complete, usually within 1-3 days. Medical attention should be sought in case solid particles of polymerized Cyanoacrylates trapped behind the eyelid caused abrasive damage.

Ingestion: Ensure breathing passages are not obstructed. The product will polymerize rapidly and bond to the mouth making it almost impossible to swallow. Saliva will separate any solidified product in several hours. Prevent the patient from swallowing any separated mass.

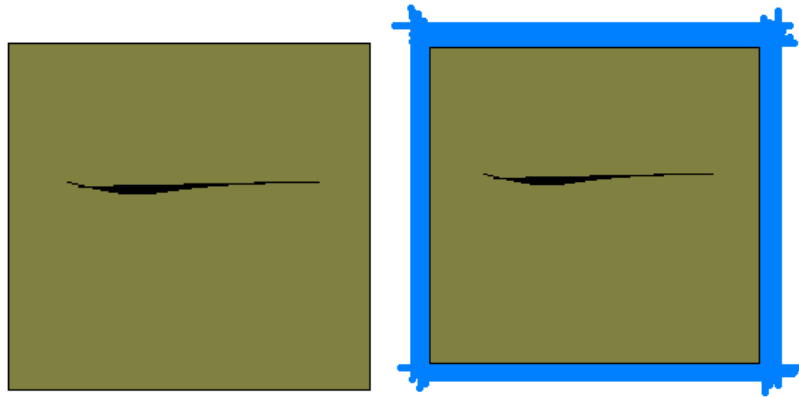
Notes to physician: Surgery is not necessary to separate accidentally bonded tissues. Experience has shown that bonded tissues are best treated by passive, non-surgical first aid. If rapid curing has caused thermal burns they should be treated symptomatically after adhesive is removed.

MSDS Document IDH number 1337712 available from Henkel

Repair procedure for tears and cuts up to 6 inches

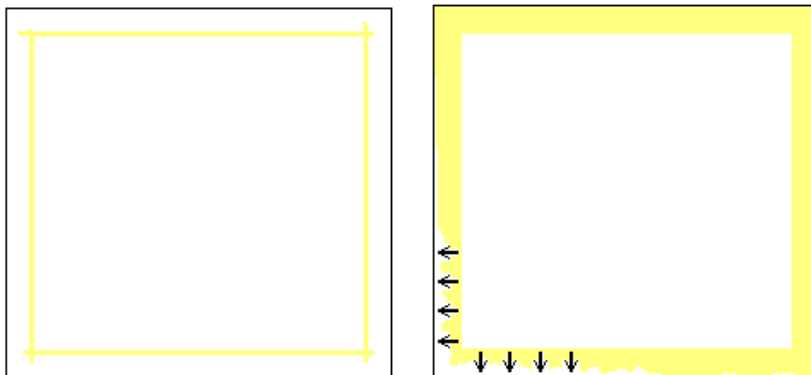
1. Preparation

- a. Clean the area, a minimum of 2 inches from the damage in every direction.
- b. Size your replacement patch so it covers the damage, again, 2 inches in every direction.
- c. Place your patch over the damaged area and mark the edges of your patch with a pencil or removable ink.
- d. Use masking tape (blue painters' tape or similar) to frame the patch area. This will prevent the glue from bleeding onto the adjacent membrane.



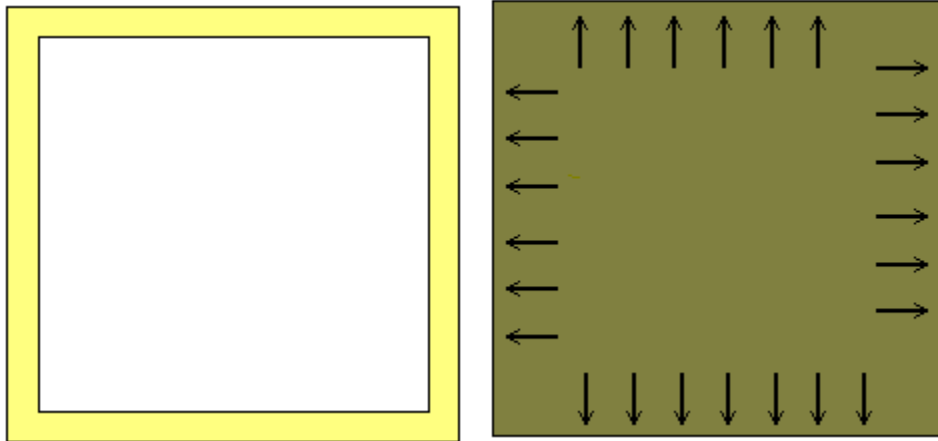
2. Applying the adhesive

- a. Apply a 1/8" bead of adhesive on the backside of the patch.
 - i. Run the bead approximately 1 inch from the edge of the patch.
 - ii. Smooth the bead with the patch applicator tool all the way to the edges of the patch.
- b. You will be attempting to smooth the adhesive to a 1mm thickness, all the way to the edge.
- c. Do not overwork the adhesive.



1. Installation of the patch

- a. Apply the patch to the prepared panel quickly. Cure time varies dependent on relative humidity and bead thickness.
 - i. Cure time can be as little as 5 seconds.
- b. When the patch is on the panel, within the taped borders, work quickly with a CLEAN patch applicator tool to smooth the glued edge.
- c. When the edges have been smoothed, quickly remove the masking tape.



1. Clean up

- a. If any edges did not seal, a small dab of adhesive can be placed directly into the seam.
- b. Any excess adhesive can be removed with LOCTITE brand X-NMS Cleanup Solvent.